




# LASER POINT II<sup>®</sup>

thermal ablative film




A solvent resistant, black, IR - UV absorbing coating on an optically clear polyester base.

## HANDLING CHARACTERISTICS

Laser Point Thermal Ablative film can be handled in normal room light.

- ▶ No darkrooms
- ▶ No special lighting
- ▶ Solvent resistant
- ▶ Imaged with most Flexographic Platesetters
- ▶ Image quality equal to best conventional films



## DRY FILM - NO WET PROCESSING

Laser Point II requires no processing. Simply image, remove and expose to plate.



- ▶ No chemicals
- ▶ No disposal cost
- ▶ No processor maintenance
- ▶ No plumbing

## PLATESETTER FILM or PROOF

Laser Point II is imaged using the same platesetter that is used to make flexographic plates.

- ▶ No expensive imagesetter needed to make silver halide films or proofs
- ▶ Use existing platesetter
- ▶ No additional film required

## WIDE STORAGE LATITUDE

Wide storage latitude is a characteristic of Laser Point allowing the film to be stored in wide variety of environments from temperatures as low as 40F to a high of 150F. This extreme latitude eliminates the need for special temperature and humidity controlled storage areas.

Recommended Storage Conditions 40F - 150F 10% - 90%RH

## Tested on the Following Equipment

**Kodak**


Kodak is a registered trademark of Kodak.



ThermoFlex 2630/2630V  
ThermoFlex 4045

**ESKO graphics<sup>®</sup>**  
EXPECT MORE

Esco is a registered trademark of Esco Graphics



CDI Compact



ThermoFlex 5280F/5067F

CDI Spark




**SCREEN**  
PlateRite FX 870

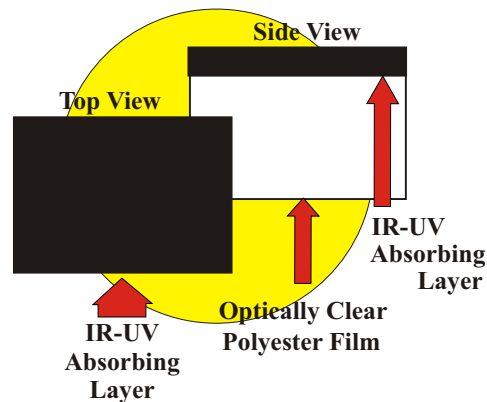
PlateRite is a registered trademark of Dainippon Screen Mfg. Co., LTD



CDI



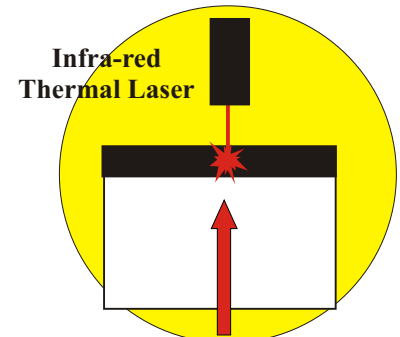
## IMAGE GENERATION



**CAUTION**  
Laser Point II should **ONLY** be exposed with a laser that employs vacuum debris cleaning capability.

## Film Cleaners

If a film cleaner is required to remove dirt, dust or other surface debris, any water or solvent based silver halide or diazo film cleaner is acceptable. A slight discoloration of the cleaning pad may result but will not affect density or background areas.



IR laser destroys (ablates) the IR absorbing layer

## Typical Image & Background Properties

VISUAL DMax	> 3.50
UV DMax	> 4.00
VISUAL DMin	< 0.15
UV DMin	< 0.15

Measured with an X-Rite 369 Densitometer. Measurements may vary depending on the densitometer employed.

## CAUTION: EXPOSURE PARAMETERS

**PLEASE TEST A SAMPLE FIRST TO MAKE SURE THE PROPER LASER IS BEING EMPLOYED**

*Focus and power tests must be performed to determine proper exposure parameters for each platesetter.*